

Caravan Council of Australia

Caravan & Camper-Trailer Auditing

Compliance with ADR / VSB-1 Regulations

Type of RV: Brand:

Serial No: Audit Date:

Audit Address:

Name & Signature of Manufacturer:

Name & Signature of Auditor:

Does the Aggregate Trailer Mass Rating (ATM Rating) not exceed 4.5 tonnes (4,500 kg): YES / NO

Does the Aggregate Trailer Mass Rating (ATM Rating) not exceed 3.5 tonnes (3,500 kg): YES / NO

Are ADR/Compliance records retained for ten (10) years: YES / NO

Is the vehicle plate durable, non-corrosive metal, and positioned as prescribed: YES / NO

Is the vehicle plate permanently affixed as prescribed: YES / NO

Does the vehicle plate show at least the following information:

- Manufacturer's or Importer's Name: YES / NO
- Trailer Model: YES / NO
- Vehicle Identification Number: YES / NO
- Date of Manufacture: YES / NO
- Aggregate Trailer Mass Rating (kg): YES / NO
- The Certification Statement: YES / NO

“This trailer was manufactured to comply with the Motor Vehicle Standards Act 1989”

Is the information legible, not less than 2.5 mm high, and marked as prescribed: YES / NO

Is the vehicle identified by means of a 17 character Vehicle Identification Number (VIN): YES / NO

Is the VIN also stamped, in at least 7 mm-high digits, on the drawbar: YES / NO

Is the VIN provided in a secondary location: YES / NO Recommended

Is provision made for mounting a 372 mm x 136 mm registration plate on the rear: YES / NO

Is no part of the registration plate more than 1300 mm above the ground: YES / NO

Lighting:

Do all lamps and reflectors have an E-Mark or CRN: YES / NO (All CRNs to be listed)

.....
Are all lamps and reflectors orientated and located correctly: YES / NO

Are the prescribed number of lamps and reflectors fitted: YES / NO

Front Position (Side) Lamps: 2 must be fitted if trailer is more than 1600 mm wide and over 4 metres long, or over 1800 mm wide. For trailers 2100 mm wide or less, may be combined with 2 prescribed side-marker lamps YES / NO

Rear Position (Side) Lamps (Tail Lamps): 2 must be fitted YES / NO

Rear Stop Lamps (Brake Lamps): 2 must be fitted YES / NO

Direction Indicator Lamps (Turn Signals): 2 must be fitted YES / NO

Rear Registration Plate (Number Plate) Lamp: 1 or 2 must be fitted YES / NO

Hazard Warning Signal Lamps: Must operate simultaneously with tow-vehicle lamps YES / NO

End-Outline Marker Lamps: 2 must be fitted, front & rear, if more than 2100 mm wide YES / NO

Side-Marker Lamps: Option 1: YES / NO Option 2: YES / NO

Front Retro (Reflex) Reflectors: 2 must be fitted YES / NO

Rear Retro (Reflex) Reflectors: 2 must be fitted YES / NO

Side Retro (Reflex) Reflectors: Must be fitted as prescribed YES / NO

Trailer & Tow-vehicle Wiring: Correct: YES / NO

Connector	Pin No:	Circuit	Colour
7 Pin	1	Left turn-signal lamp	Yellow
	2	Reversing lamp	Black
	3	Earth return	White
	4	Right turn-signal lamp	Green
	5	Service brakes	Blue
	6	Stop lamp	Red
	7	Position, side-marker & E-O lamp	Brown
12 Pin	8	Batter charger - winch	Orange
	9	Auxiliaries / battery feed	Pink
	10	Earth return	White
	11	Fog lamp	Grey
	12	Spare	Violet

Is the trailer wiring:

- supported at intervals of not more than 600 millimetres along its length: YES / NO
- insulated at joints: YES / NO
- located so that it can neither become overheated nor contact moving parts: YES / NO
- protected from chafing: YES / NO
- fitted with an earth return wire between the trailer and its hauling vehicle: YES / NO

If there is a 230-volt AC electrical system, does it comply with AS 3000/3001: YES / NO

Electrical Certificate Details:
.....

Braking:

Is the GTM Rating marked on the vehicle: YES / NO

Is the GTM Rating over 2.0 tonne: YES / NO

Is the prescribed braking system fitted: YES / NO Number of Brakes:

Type of braking system: Drum/disc Size:

If required, is an approved break-away system fitted: YES / NO

If required, can the condition of the caravan battery reasonably be expected to be observable from the driving position of a tow-vehicle: YES / NO

Coupling & A-Frame:

Is there a compliance certificate for ADR 62 / VSB-1: YES / NO

Note: The assessment *must* include the strength of the welding, and state the grade of steel used, along with the sectional dimensions of the A-Frame members.

Engineering Certificate Details:
.....

Is the Drawbar securely attached to a substantial portion of the vehicle: YES / NO

Are Safety Chains correctly marked and Approved to the prescribed Standard: YES / NO

Are the correct number fitted: YES / NO Are they of the correct size: YES / NO mm

Are the Safety Chain attachment points of sufficient strength and fitted as prescribed: YES / NO

Is the Coupling of the correct rating and design, and Approved as prescribed: YES / NO

50 mm Ball Coupling:

Does the coupling comply with AS 4177: YES / NO

If not, does it comply with ECE R55: YES / NO

If the coupling is a 50 mm ball, is it designed to comply with the ADR 61/01 or ADR 62/02 height requirements of the ball height of the tow vehicle (350-420 mm or 350-460 mm): YES / NO

Load Rating on Coupling: kg

Ball Diameter on Coupling: mm Provide details if an *imperial* size: “

If another type of coupling is fitted, is it Approved: YES / NO

Do the wheel (mud) guards provide the prescribed protection: YES / NO

Are the wheels Approved and marked with all prescribed information: YES / NO

Do the wheels make a solid metal-to-metal contact with the hub flange: YES / NO

Are the tyres Approved and marked with the prescribed information: YES / NO

Tyre Placard:

If the GTM Rating does *not* exceed 3.5 tonnes, is there a prescribed tyre placard: YES / NO / NA

Is at least the following must be shown:

- the manufacturer's recommended tyre size:
- tyre load rating:
- speed rating:
- cold inflation pressures:
- either the statement: YES / NO

'The tyres fitted to this vehicle shall have a speed category not less than 'L' (120km/h)':

or... if the recommended maximum vehicle operating speed is less than 120km/h,

'The tyres fitted to this vehicle shall have a speed category at least equal to the recommended maximum vehicle operating speed,'...'km/h.', where '...' is the vehicle manufacturer's recommended maximum vehicle operating speed.

If the GTM Rating *does* exceed 3.5 tonnes, are the prescribed requirements met: YES / NO / NA

Rim Size: Diameter: ”; Width: mm; Profile: ; Off-set: + / -

Is the tyre/rim combination in accordance with the *Tyre & Rim Association* requirements: YES / NO

Dimensions:

Does the overall length not exceed 12.5 metres: YES / NO

Does the rear overhang not exceed the lesser of 3.7 m, or the front load space: YES / NO

Does the maximum width not exceed 2.5 metres: YES / NO

Does the height not exceed 4.3 metres: YES / NO

Does the ground clearance exceed the minimum permitted requirements: YES / NO

If required, is there an outward opening or sliding door: YES / NO

If so, is it located on the left-hand side or at the rear: YES / NO

If there is an LPG installation, is there a valid certificate of compliance with AS 5601: YES / NO

Gas Certificate Details:

.....

Is an approved fire-extinguisher fitted: YES / NO

Is an approved smoke-detector fitted: YES / NO Recommended

Is an approved CO-detector fitted: YES / NO Recommended

Is an approved fire-blanket fitted: YES / NO Recommended

Is the vehicle free of unduly sharp edges or projections: YES / NO

Is the structure capable of supporting the designed payload with a safety factor of at least 3 for highway use and a safety factor of 5 for off-road use: YES / NO

www.caravancouncil.com.au

Enhancing the Image of the Australian RV Industry

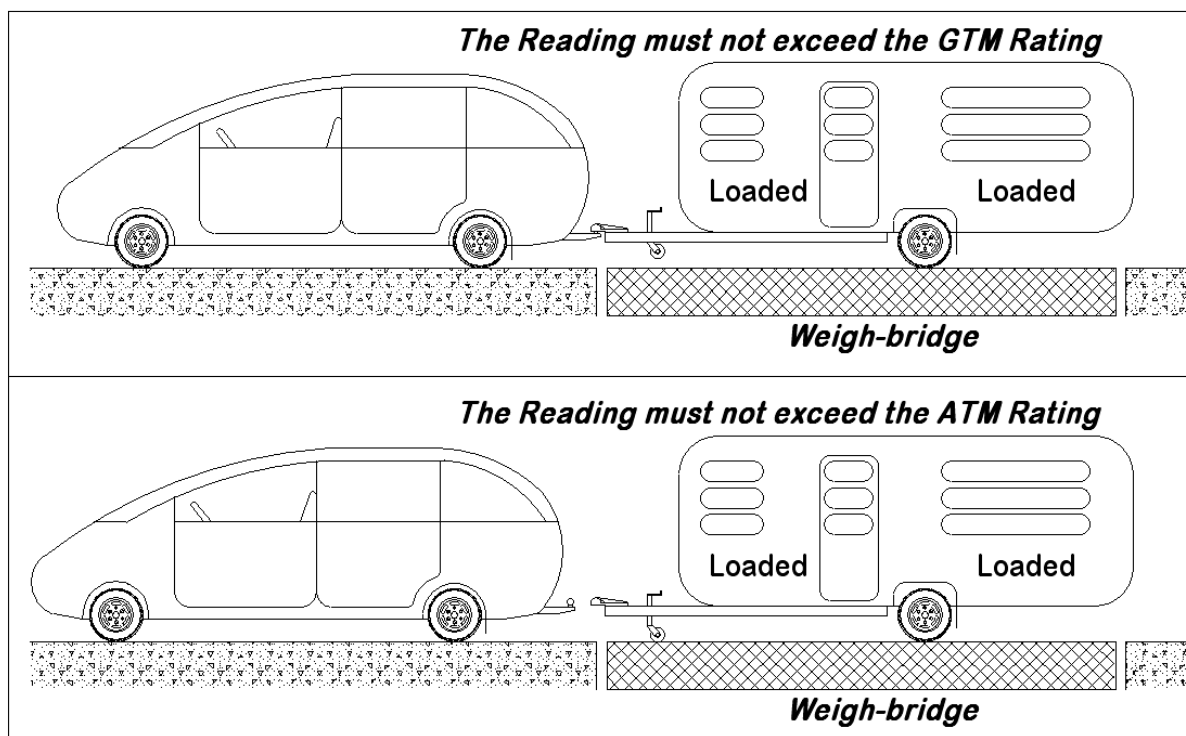
VSb-1: http://www.infrastructure.gov.au/roads/vehicle_regulation/bulletin/vsb1/index.aspx

Caravan Ratings & Masses

The GTM & ATM are Ratings... allocated by the Manufacturer

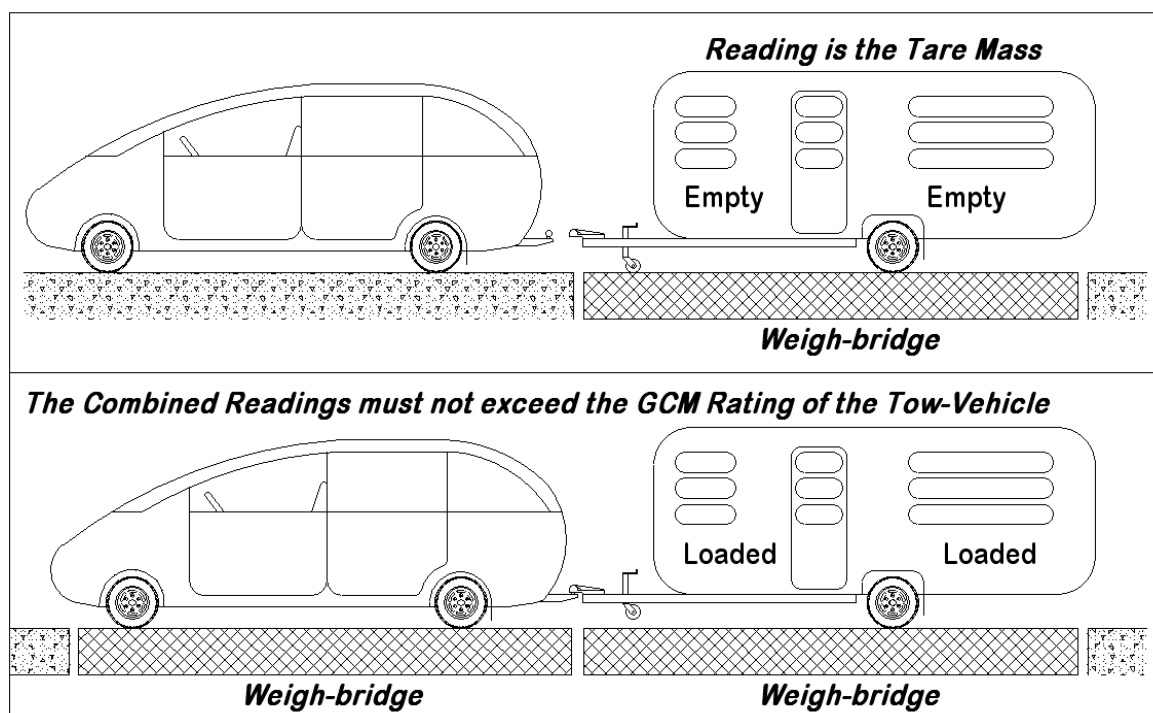
The Tare Mass and Ball-Loading are Actual Masses... that must be measured

The Tare Mass is the *actual measured mass* of the vehicle as it leaves the Supplier. The vehicle is fitted with everything that was stated on the *Purchase Contract*. The vehicle is empty. The gas cylinder(s) and the water tank(s) must be empty.

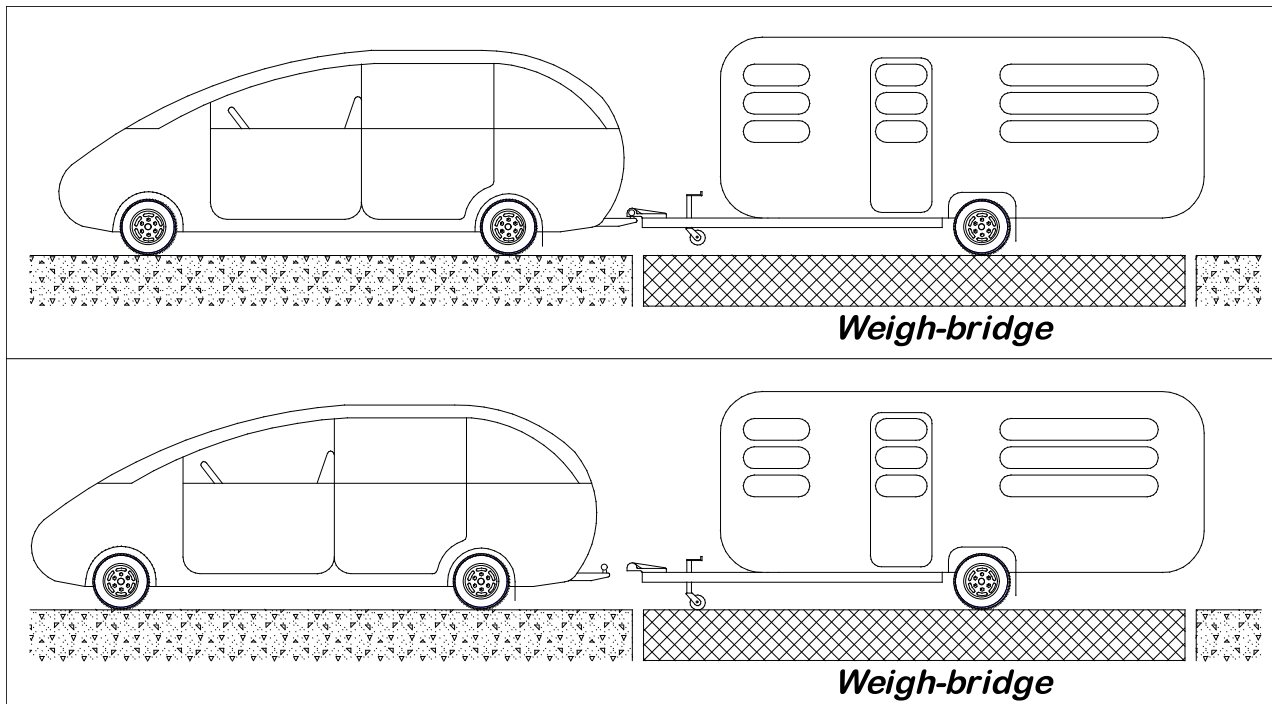


Drawing 1 shows measuring the “**Axle-Loading**” Must not exceed the **GTM** Rating

Drawing 2 shows measuring the “**All-Up Mass**” Must not exceed the **ATM** Rating



Legal Load-Carrying Capacity = ATM Rating – Tare Mass



The Ball-Loading is the *difference* between the two readings

ATM: Aggregate Trailer Mass (Rating)

GTM: Gross Trailer Mass (Rating)

The GTM Rating must *not* exceed the *lowest* of the “Axle-Group” Ratings.

The “Axle-Group” comprises the:

- **Wheels & Tyres**
- **Suspension Structure**
- **Springs**
- **Axles & Wheel-Bearings**

Tow-Vehicles:

- **GVM: Gross Vehicle Mass (Rating)**
- **GCM: Gross Combination Mass (Rating)**
- **RAC: Rear Axle Capacity (Rating)**
- **Maximum Permitted Towing Capacity: (Rating)**
- **Maximum Permitted Coupling Down-load Capacity: (Rating)**

Tow-Bar: Maximum Permitted Towing & Down-load Limits: (Ratings)